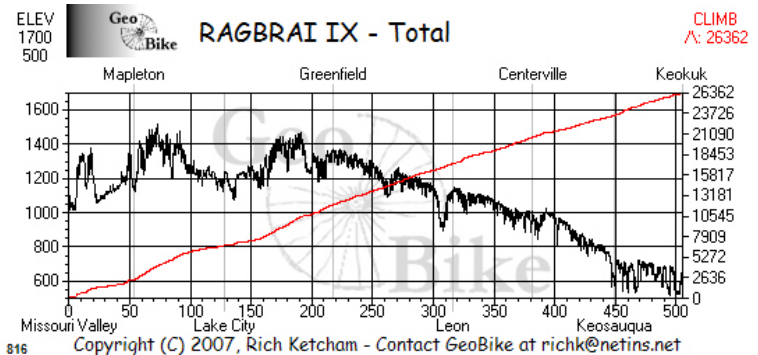
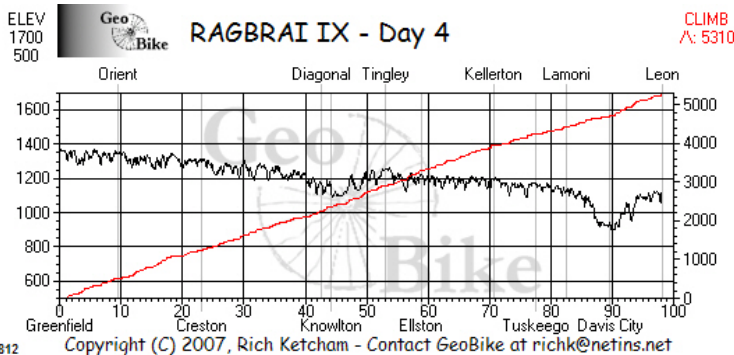
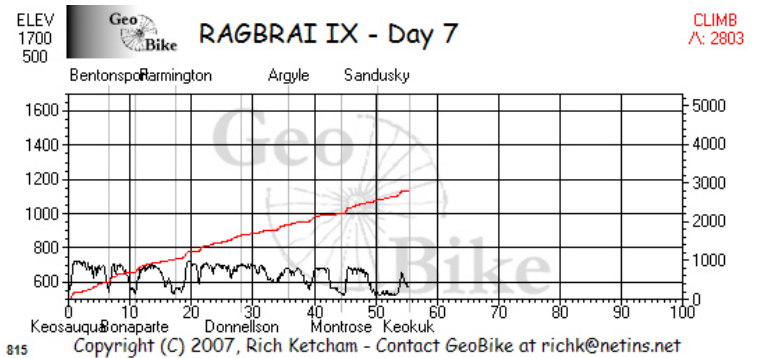
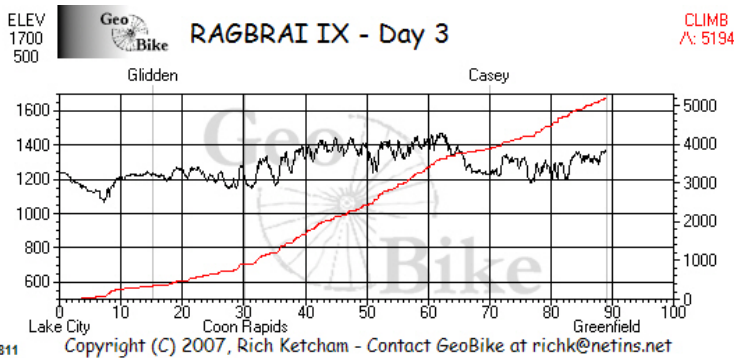
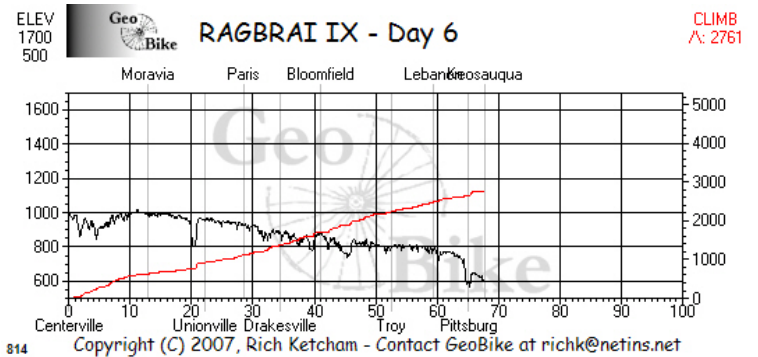
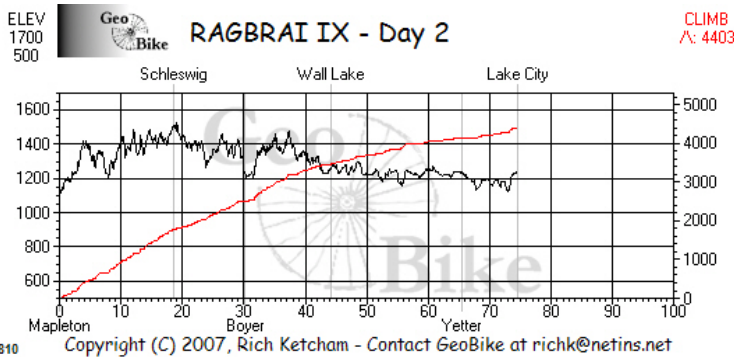
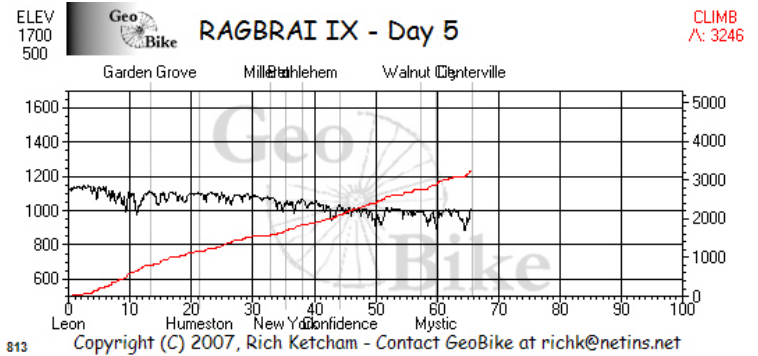
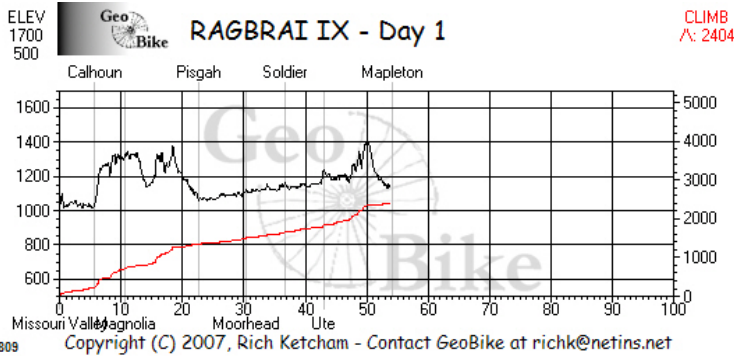


# RAGBRAI

## RAGBRAI IX

### 7/26/1981 - 8/1/1981



# GeoBike Ride Summary Sheet

## Day - 1

City	Dist (mi)	Delta (mi)	Elev.	Climb-Cumm.	Climb-Last	Climb Grade-Last
Missouri Valley	0.0	0.0	997	0	0	0.00
Calhoun	5.6	5.6	1033	233	233	0.78
Magnolia	10.6	5.0	1301	747	514	1.95
Pisgah	22.7	12.0	1052	1389	642	1.01
Moorhead	30.4	7.8	1154	1565	176	0.43
Soldier	36.7	6.2	1171	1707	142	0.43
Ute	43.0	6.4	1237	1891	184	0.55
Mapleton	54.1	11.0	1133	2447	556	0.95

Day - 1 average climb grade: 0.86%

## Day - 2

City	Dist (mi)	Delta (mi)	Elev.	Climb-Cumm.	Climb-Last	Climb Grade-Last
Mapleton	0.0	0.0	1133	0	0	0.00
Schleswig	18.6	18.6	1501	1778	1778	1.81
Boyer	30.2	11.6	1242	2521	743	1.22
Wall Lake	44.2	14.0	1243	3472	951	1.29
Yetter	65.6	21.4	1221	4149	677	0.60
Lake City	74.5	9.0	1214	4429	280	0.59

Day - 2 average climb grade: 1.13%

## Day - 3

City	Dist (mi)	Delta (mi)	Elev.	Climb-Cumm.	Climb-Last	Climb Grade-Last
Lake City	0.0	0.0	1214	0	0	0.00
Glidden	15.1	15.1	1246	369	369	0.46
Coon Rapids	30.2	15.1	1250	924	555	0.70
Casey	70.0	39.8	1254	3905	2981	1.42
Greenfield	89.2	19.1	1361	5215	1310	1.30

Day - 3 average climb grade: 1.11%

## Day - 4

City	Dist (mi)	Delta (mi)	Elev.	Climb-Cumm.	Climb-Last	Climb Grade-Last
Greenfield	0.0	0.0	1361	0	0	0.00
Orient	9.4	9.4	1302	519	519	1.05
Creston	23.2	13.8	1327	1299	780	1.07
Diagonal	42.6	19.4	1148	2297	998	0.97
Knowlton	44.3	1.7	1093	2441	144	1.60
Tingley	53.1	8.8	1298	3007	566	1.22
Ellston	58.9	5.8	1299	3391	384	1.26
Kellerton	70.7	11.8	1231	4038	647	1.04
Tuskeego	77.5	6.9	1143	4332	294	0.81
Lamoni	82.5	5.0	1106	4545	213	0.81
Davis City	89.7	7.1	951	4853	308	0.82
Leon	98.2	8.6	1109	5446	593	1.31

Day - 4 average climb grade: 1.05%

## Day - 5

City	Dist (mi)	Delta (mi)	Elev.	Climb-Cumm.	Climb-Last	Climb Grade-Last
Leon	0.0	0.0	1109	0	0	0.00
Garden Grove	13.2	13.2	1050	824	824	1.18
Humeston	21.2	7.9	1104	1229	405	0.97
Millerston	33.0	11.8	1070	1659	430	0.69
New York	35.4	2.5	1056	1792	133	1.02
Bethlehem	38.1	2.7	1071	1924	132	0.93
Confidence	44.2	6.1	1033	2177	253	0.79
Walnut City	57.4	13.2	988	2835	658	0.94
Mystic	59.7	2.4	915	2947	112	0.90
Centerville	65.7	6.0	987	3315	368	1.16

Day - 5 average climb grade: 0.95%

## Day - 6

City	Dist (mi)	Delta (mi)	Elev.	Climb-Cumm.	Climb-Last	Climb Grade-Last
Centerville	0.0	0.0	987	0	0	0.00
Moravia	12.9	12.9	992	644	644	0.95
Unionville	22.2	9.3	951	942	298	0.61
Paris	28.4	6.2	948	1140	198	0.60
Drakesville	34.3	5.9	889	1389	249	0.80
Bloomfield	41.1	6.8	899	1739	350	0.98
Troy	52.5	11.4	850	2256	517	0.86
Lebanon	59.5	7.0	822	2485	229	0.62
Pittsburg	65.2	5.7	583	2658	173	0.58
Keosauqua	67.8	2.6	558	2760	102	0.75

Day - 6 average climb grade: 0.77%

## Day - 7

City	Dist (mi)	Delta (mi)	Elev.	Climb-Cumm.	Climb-Last	Climb Grade-Last
Keosauqua	0.0	0.0	558	0	0	0.00
Bentonsport	6.6	6.6	547	451	451	1.30
Bonaparte	10.7	4.2	547	713	262	1.19
Farmington	17.4	6.6	557	1062	349	1.00
Donnellson	28.1	10.8	708	1678	616	1.08
Argyle	35.8	7.7	684	1951	273	0.67
Montrose	44.4	8.6	520	2227	276	0.61
Sandusky	50.3	5.9	545	2599	372	1.20
Keokuk	55.5	5.2	589	2836	237	0.86

Day - 7 average climb grade: 0.97%

