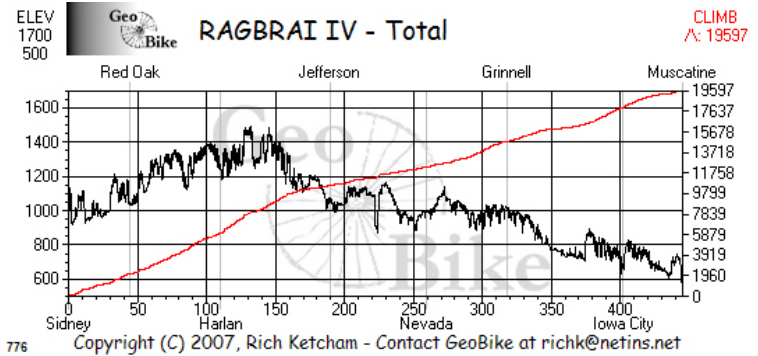
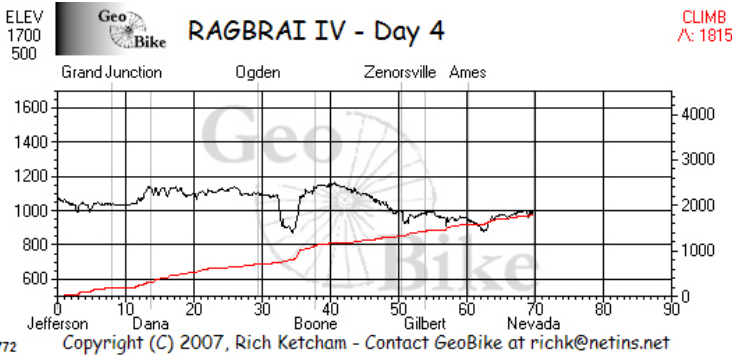
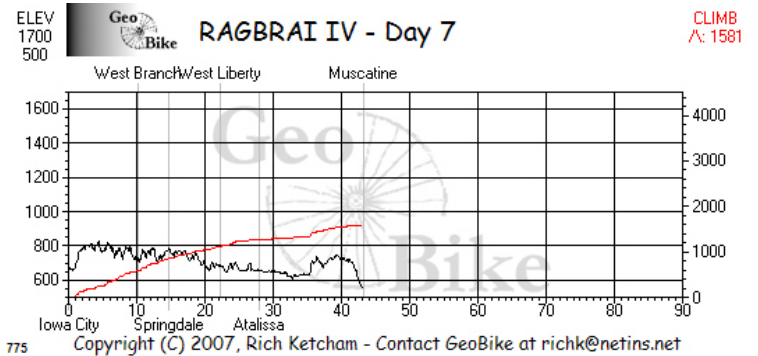
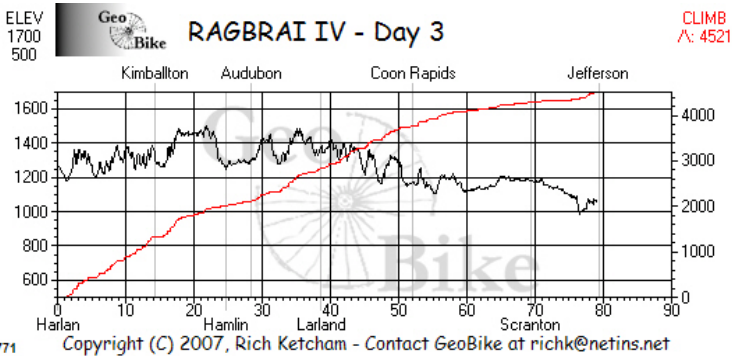
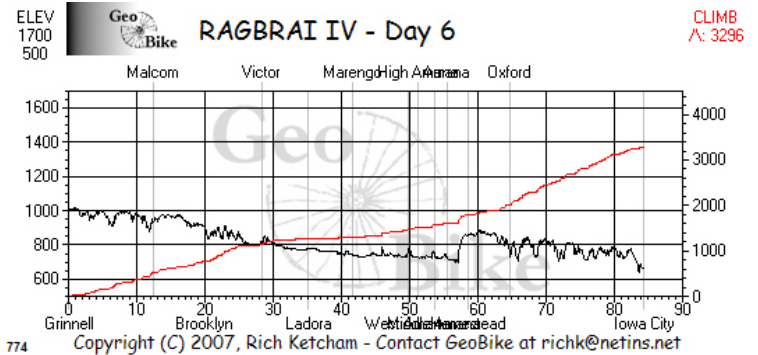
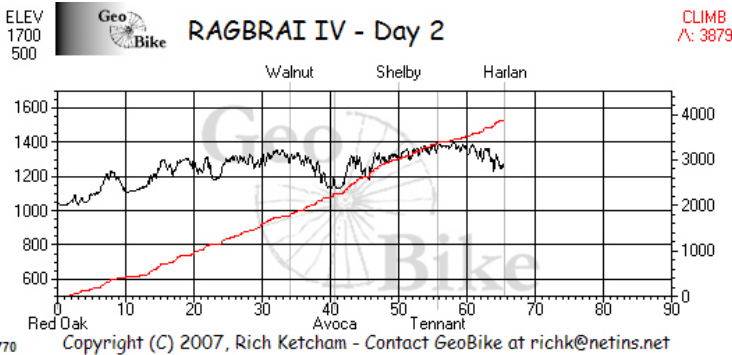
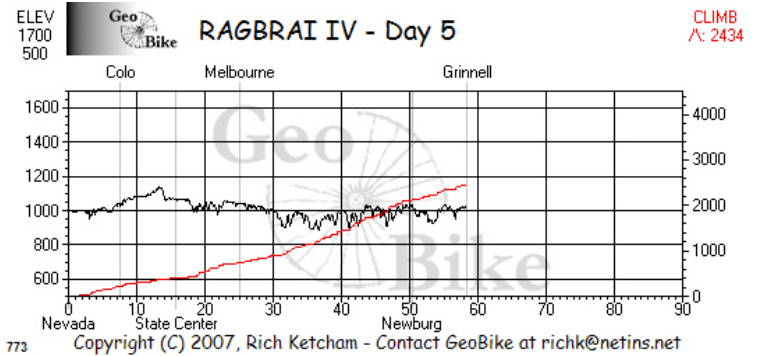
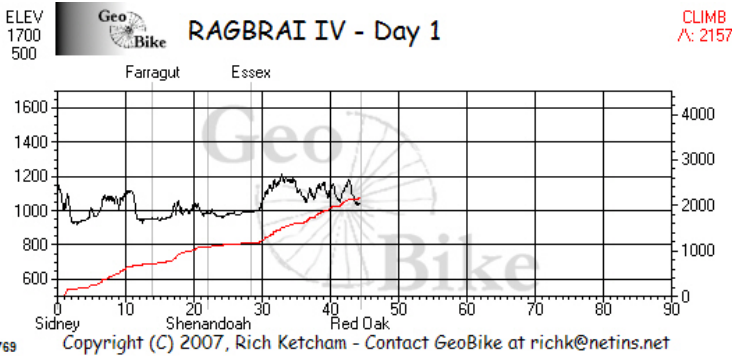


RAGBRAI

RAGBRAI IV

8/1/1976 - 8/7/1976



GeoBike Ride Summary Sheet

Day - 1

City	Dist (mi)	Delta (mi)	Elev.	Climb-Cumm.	Climb-Last	Climb Grade-Last
Sidney	0.0	0.0	1143	0	0	0.00
Farragut	13.9	13.9	967	750	750	1.03
Shenandoah	22.0	8.2	990	1116	366	0.85
Essex	28.2	6.2	997	1194	78	0.24
Red Oak	44.4	16.2	1050	2181	987	1.15

Day - 1 average climb grade: 0.93%

Day - 2

City	Dist (mi)	Delta (mi)	Elev.	Climb-Cumm.	Climb-Last	Climb Grade-Last
Red Oak	0.0	0.0	1050	0	0	0.00
Walnut	34.1	34.1	1309	1775	1775	0.99
Avoca	40.7	6.6	1148	2225	450	1.28
Shelby	49.9	9.2	1280	3008	783	1.61
Tennant	55.8	5.9	1355	3387	379	1.21
Harlan	65.5	9.7	1298	3905	518	1.01

Day - 2 average climb grade: 1.13%

Day - 3

City	Dist (mi)	Delta (mi)	Elev.	Climb-Cumm.	Climb-Last	Climb Grade-Last
Harlan	0.0	0.0	1298	0	0	0.00
Kimballton	14.3	14.3	1308	1320	1320	1.75
Hamlin	24.6	10.3	1279	1998	678	1.24
Audubon	28.4	3.8	1346	2117	119	0.59
Larland	38.6	10.1	1406	2829	712	1.33
Coon Rapids	52.1	13.6	1187	3749	920	1.28
Scranton	69.4	17.2	1191	4269	520	0.57
Jefferson	79.4	10.0	1076	4503	234	0.44

Day - 3 average climb grade: 1.07%

Day - 4

City	Dist (mi)	Delta (mi)	Elev.	Climb-Cumm.	Climb-Last	Climb Grade-Last
Jefferson	0.0	0.0	1076	0	0	0.00
Grand Junction	7.8	7.8	1025	177	177	0.43
Dana	13.5	5.7	1123	327	150	0.50
Ogden	29.3	15.8	1086	723	396	0.47
Boone	37.8	8.4	1110	1147	424	0.95
Zenorsville	50.3	12.5	997	1387	240	0.36
Gilbert	53.8	3.5	974	1481	94	0.50
Ames	60.2	6.3	951	1641	160	0.48
Nevada	69.8	9.6	1000	1883	242	0.48

Day - 4 average climb grade: 0.51%

Day - 5

City	Dist (mi)	Delta (mi)	Elev.	Climb-Cumm.	Climb-Last	Climb Grade-Last
Nevada	0.0	0.0	1000	0	0	0.00
Colo	7.6	7.6	1030	219	219	0.55
State Center	15.7	8.2	1072	395	176	0.41
Melbourne	25.0	9.3	1040	745	350	0.72
Newburg	50.3	25.4	1011	2120	1375	1.03
Grinnell	58.4	8.1	1027	2452	332	0.78

Day - 5 average climb grade: 0.79%

Day - 6

City	Dist (mi)	Delta (mi)	Elev.	Climb-Cumm.	Climb-Last	Climb Grade-Last
Grinnell	0.0	0.0	1027	0	0	0.00
Malcom	12.3	12.3	935	517	517	0.80
Brooklyn	19.9	7.6	887	768	251	0.62
Victor	28.3	8.3	797	1147	379	0.86
Ladora	35.2	6.9	757	1293	146	0.40
Marengo	41.7	6.5	741	1357	64	0.19
West Amana	49.8	8.1	799	1519	162	0.38
High Amana	51.3	1.5	780	1535	16	0.20
Middle Amana	53.6	2.3	755	1600	65	0.54
Amana	55.4	1.9	751	1640	40	0.41
Homestead	58.6	3.2	892	1816	176	1.06
Oxford	64.6	6.0	794	2027	211	0.66
Iowa City	84.4	19.8	690	3320	1293	1.24

Day - 6 average climb grade: 0.74%

Day - 7

City	Dist (mi)	Delta (mi)	Elev.	Climb-Cumm.	Climb-Last	Climb Grade-Last
Iowa City	0.0	0.0	690	0	0	0.00
West Branch	10.1	10.1	737	581	581	1.09
Springdale	14.6	4.6	793	854	273	1.13
West Liberty	22.2	7.5	700	1113	259	0.65
Atalissa	27.9	5.8	698	1267	154	0.51
Muscatine	43.2	15.3	577	1571	304	0.38

Day - 7 average climb grade: 0.69%

