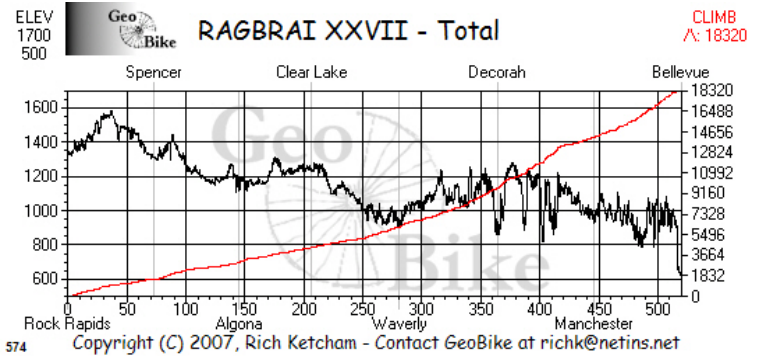
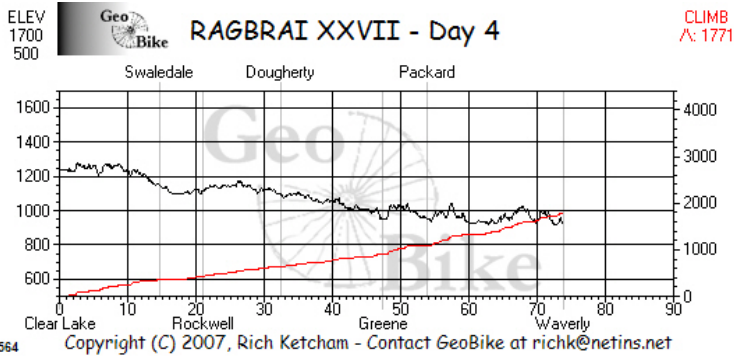
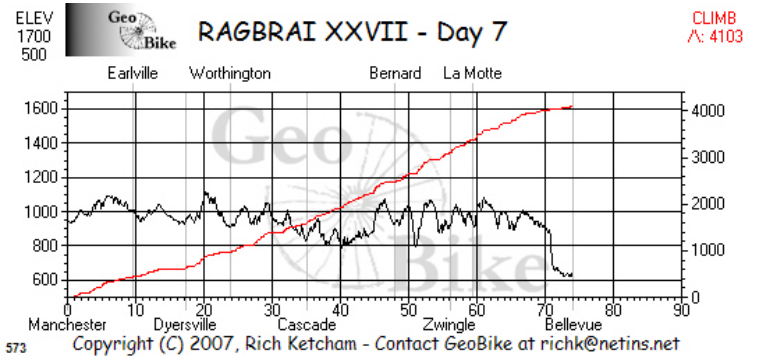
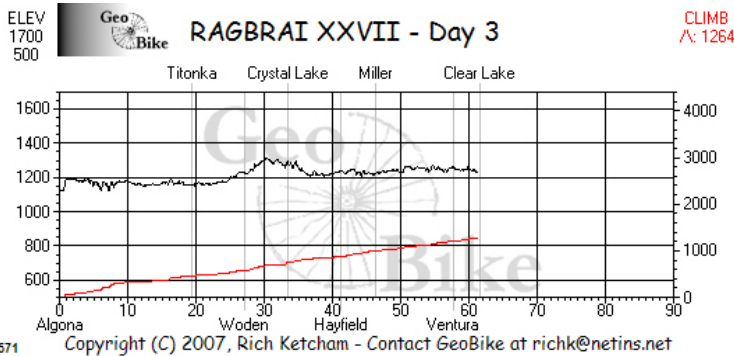
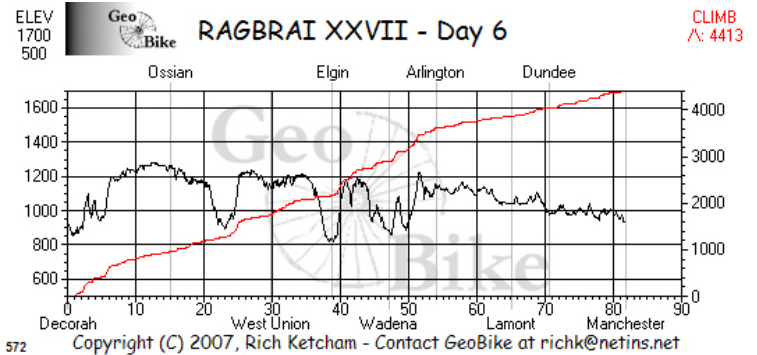
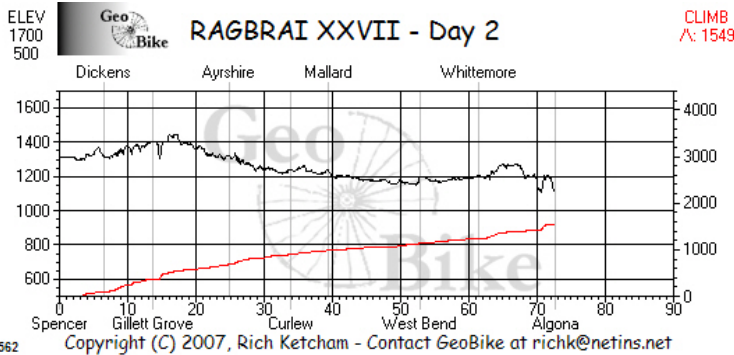
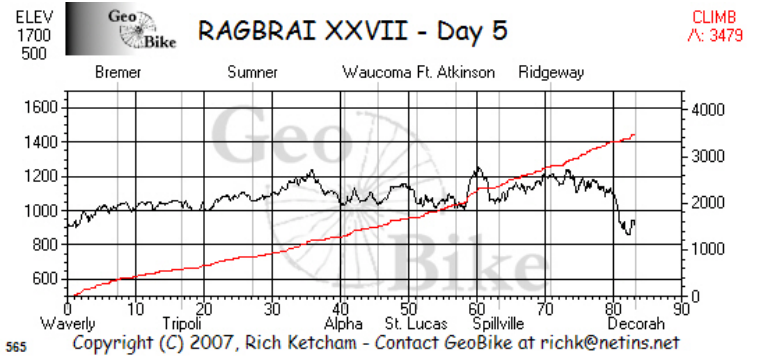
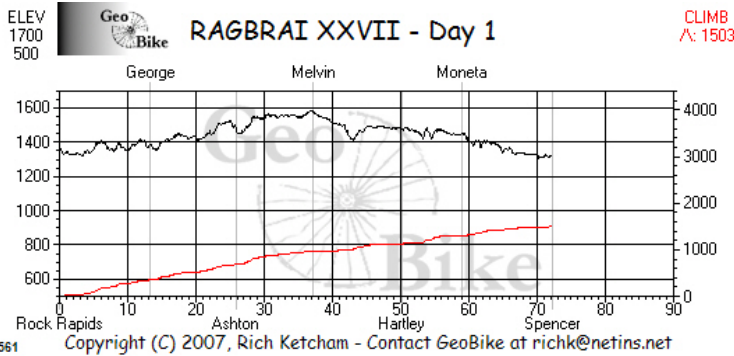


# RAGBRAI

## RAGBRAI XXVII

### 7/25/1999 - 7/31/1999



# GeoBike Ride Summary Sheet

## Day - 1

City	Dist (mi)	Delta (mi)	Elev.	Climb-Cumm.	Climb-Last	Climb Grade-Last
Rock Rapids	0.0	0.0	1348	0	0	0.00
George	13.3	13.3	1401	365	365	0.52
Ashton	25.8	12.5	1456	687	322	0.49
Melvin	37.2	11.3	1578	993	306	0.51
Hartley	50.1	13.0	1457	1148	155	0.23
Moneta	58.9	8.8	1428	1329	181	0.39
Spencer	72.3	13.3	1322	1558	229	0.32

Day - 1 average climb grade: 0.41%

## Day - 2

City	Dist (mi)	Delta (mi)	Elev.	Climb-Cumm.	Climb-Last	Climb Grade-Last
Spencer	0.0	0.0	1322	0	0	0.00
Dickens	6.5	6.5	1331	97	97	0.28
Gillett Grove	13.7	7.3	1444	374	277	0.72
Ayrshire	24.8	11.1	1348	681	307	0.53
Curlew	33.8	9.1	1247	901	220	0.46
Mallard	39.3	5.4	1250	982	81	0.28
West Bend	52.8	13.5	1154	1150	168	0.24
Whittemore	61.4	8.6	1196	1278	128	0.28
Algona	72.7	11.3	1126	1596	318	0.53

Day - 2 average climb grade: 0.42%

## Day - 3

City	Dist (mi)	Delta (mi)	Elev.	Climb-Cumm.	Climb-Last	Climb Grade-Last
Algona	0.0	0.0	1126	0	0	0.00
Titonka	19.4	19.4	1161	448	448	0.44
Woden	27.1	7.7	1242	576	128	0.32
Crystal Lake	33.4	6.3	1299	740	164	0.49
Hayfield	41.2	7.8	1250	868	128	0.31
Miller	46.4	5.2	1240	985	117	0.43
Ventura	57.7	11.3	1265	1203	218	0.37
Clear Lake	61.6	3.9	1234	1251	48	0.23

Day - 3 average climb grade: 0.38%

## Day - 4

City	Dist (mi)	Delta (mi)	Elev.	Climb-Cumm.	Climb-Last	Climb Grade-Last
Clear Lake	0.0	0.0	1234	0	0	0.00
Swaledale	14.6	14.6	1167	351	351	0.46
Rockwell	20.9	6.3	1142	430	79	0.24
Dougherty	32.4	11.4	1091	638	208	0.34
Greene	47.4	15.0	947	905	267	0.34
Packard	53.8	6.4	966	1110	205	0.60
Waverly	73.8	20.0	953	1784	674	0.64

Day - 4 average climb grade: 0.46%

## Day - 5

City	Dist (mi)	Delta (mi)	Elev.	Climb-Cumm.	Climb-Last	Climb Grade-Last
Waverly	0.0	0.0	948	0	0	0.00
Bremer	7.4	7.4	1050	365	365	0.94
Tripoli	16.7	9.3	1050	567	202	0.41
Sumner	27.1	10.4	1079	855	288	0.52
Alpha	40.5	13.4	1001	1285	430	0.61
Waucoma	45.4	4.9	1026	1521	236	0.91
St. Lucas	51.2	5.7	1099	1719	198	0.65
Ft. Atkinson	56.9	5.7	1048	1986	267	0.89
Spillville	63.2	6.3	1057	2378	392	1.18
Ridgeway	70.9	7.7	1278	2813	435	1.07
Decorah	83.3	12.4	968	3497	684	1.04

Day - 5 average climb grade: 0.80%

## Day - 6

City	Dist (mi)	Delta (mi)	Elev.	Climb-Cumm.	Climb-Last	Climb Grade-Last
Decorah	0.0	0.0	971	0	0	0.00
Ossian	15.0	15.0	1263	956	956	1.21
West Union	29.7	14.7	1152	1762	806	1.04
Elgin	38.8	9.0	803	2158	396	0.83
Wadena	47.1	8.4	899	2923	765	1.73
Arlington	54.0	6.9	1148	3654	731	2.00
Lamont	65.0	11.0	1034	3885	231	0.40
Dundee	70.6	5.6	1001	4068	183	0.62
Manchester	81.8	11.1	921	4449	381	0.65

Day - 6 average climb grade: 1.03%

## Day - 7

City	Dist (mi)	Delta (mi)	Elev.	Climb-Cumm.	Climb-Last	Climb Grade-Last
Manchester	0.0	0.0	921	0	0	0.00
Earlville	9.5	9.5	1016	449	449	0.89
Dyersville	17.2	7.7	937	643	194	0.48
Worthington	23.9	6.7	924	999	356	1.01
Cascade	35.1	11.2	902	1623	624	1.06
Bernard	48.0	12.9	955	2483	860	1.26
Zwingle	56.0	8.0	955	3097	614	1.45
La Motte	59.4	3.4	1003	3370	273	1.54
Belleuve	74.1	14.7	597	4097	727	0.93

Day - 7 average climb grade: 1.05%

